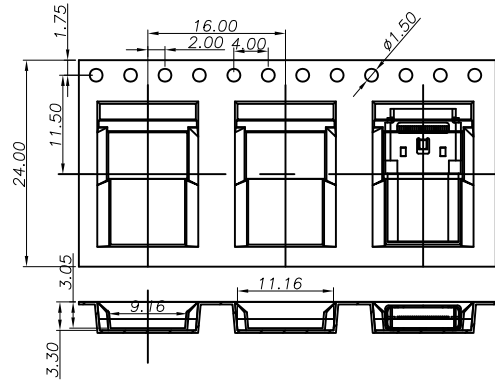
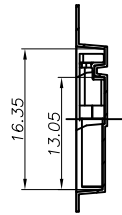


包装说明:

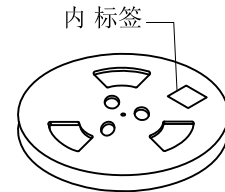
1. 将检验好的成品;SMT朝下放入载带底部;每卷装1000PCS产品;具体如图一所示
2. 将包装好的产品;每盘必需贴上内标签;具体如图二所示
3. 将贴好内标签的产品每10盘叠一层装入防水袋中并加一包干燥剂;装好后将防水袋封好;具体如图三图四所示
4. 先将1pcs平卡放入纸箱底部;然后将装好产品的防水袋装入纸箱中;防水袋热熔封口,封口面需朝上;并将4PCS三角套分别装入4个角;如图五所示
5. 装好后将1pcs平卡放入纸箱最上面并封好纸箱及贴好相关标签;具体如图六所示;
(产品包装的标签,如客户有要求,请按客户要求包装出货)
6. 载带前面留30PCS空格,后面留20PCS空格
7. COVER与CARRY剥离力:50-125g,速度:300mm/分钟左右,



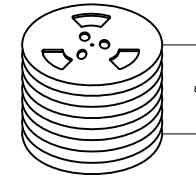
① 产品入载带示意图



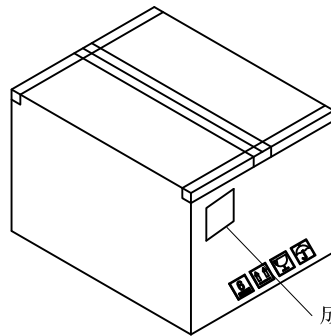
② 卷盘贴标签示意图



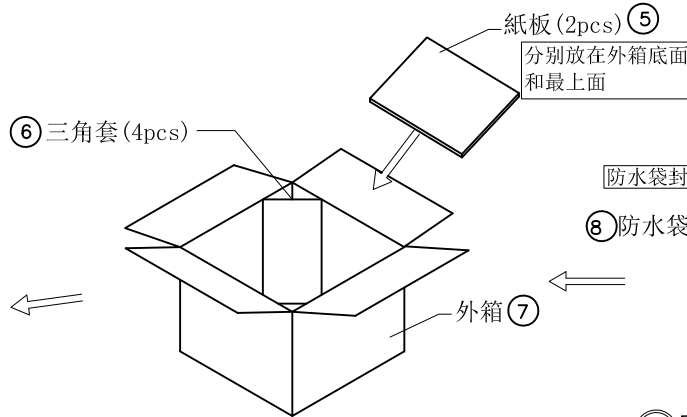
③ 10盘产品叠层示意图



④ 7盘产品入防水袋示意图

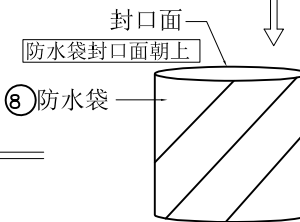


⑤ 外箱封箱示意图



⑥ 产品入外箱示意图

图四



图三



							GENERAL TOLERANCE .X ±0.30 .XX ±0.20 .XXX ±0.10				PART NO. KWUB31-ATK-1503-P2			
							PROJECT 				TITLE. USB-3.1 公头/双面PCP板3.1			
DATE	OLD REV	NEW REV	ECN	DESCRIPTION	CHECK	APPROVAL	APPROVAL	CHECK	DRAWN	DATA	UNIT	SCALE	NUMBER	REV
1			2				Kim Huang	Jova Lau	Xiao Wen Xuan	2019/08/15	MM	1:1	A-00	A

昆旺精密连接器有限公司
 VIGORCONN PRECISION CONNECTOR CO., LTD